

# Grand Staircase-Escalante National Monument



## A Summary of Economic Performance in the Surrounding Communities



Grand Staircase-Escalante National Monument

### BACKGROUND

The 1,880,000 acre Grand Staircase-Escalante National Monument was designated in 1996 in recognition of the region's unspoiled natural beauty—from its spectacular Grand Staircase of cliffs and terraces, to the rugged Kaiparowits Plateau, and the wonders of the Escalante River Canyons. Located in Garfield and Kane counties, Utah the monument is managed by the Bureau of Land Management.

### PUBLIC ACCESS AND USE OF THE MONUMENT

The monument allows grazing, rights of way, hunting, fishing, and many other activities. The pristine landscape and unparalleled recreational opportunities attract thousands of Americans each year.

### TRAVEL AND TOURISM

Travel and tourism are important to communities in the Grand Staircase-Escalante Region, representing about 44% of total private wage and salary employment, or 1,630 jobs, in 2015. In Utah, the Outdoor Industry Association reports that recreation contributes more than \$12 billion annually to the state's economy.<sup>6</sup>

## SUMMARY FINDINGS

Research shows that conserving public lands like the Grand Staircase-Escalante National Monument helps to safeguard and highlight amenities that draw new residents, tourists, and businesses to surrounding communities.<sup>1</sup>

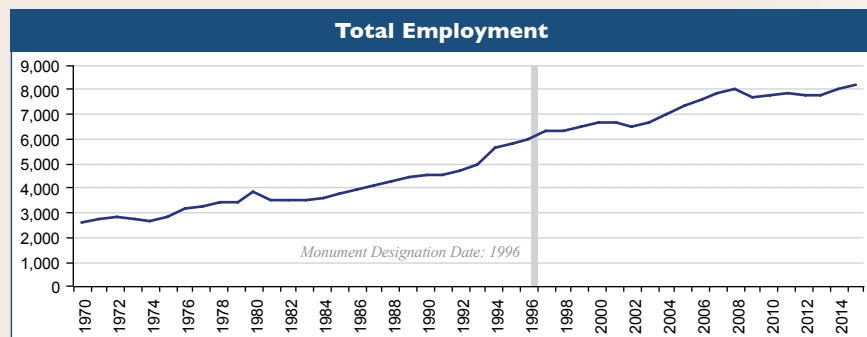
Western counties with protected public lands, like national monuments, have been more successful at attracting fast-growing economic sectors and as a result grow more quickly, on average, than counties without protected public lands.<sup>2</sup> In addition, protected natural amenities—such as the pristine scenery found at Grand Staircase-Escalante—also help sustain property values and attract new investment.<sup>3</sup>

## ECONOMY GROWS AFTER DESIGNATION

The communities in Garfield and Kane counties, Utah neighboring the Grand Staircase-Escalante National Monument (the Grand Staircase-Escalante Region) experienced strong growth after the designation of the monument, continuing previous growth trends.

From 2001 to 2015, in the Grand Staircase-Escalante Region:<sup>4</sup>

- Population grew by 13%
- Real personal income grew by 32%
- Jobs grew by 24%
- Real per capita income grew by 17%

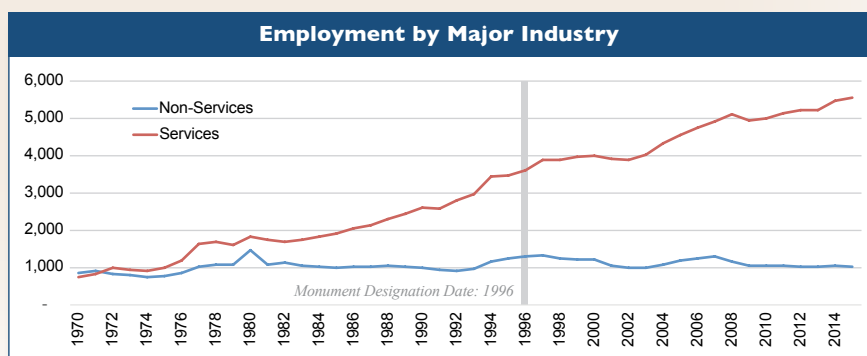


## SERVICES JOBS INCREASING ACROSS THE BOARD

Services jobs—such as doctors, engineers, and teachers—account for the majority of employment growth in the Grand Staircase-Escalante Region in recent decades. These jobs are increasingly mobile, and many entrepreneurs locate their businesses in areas with a high quality of life.

From 2001 to 2015, in the Grand Staircase-Escalante Region:<sup>5</sup>

- Services grew from 3,916 to 5,561 jobs, a 42% increase
- Non-Services shrank from 1,057 to 1,027 jobs, a 3% decrease





Grand Staircase-Escalante National Monument

THE COMMUNITIES IN GARFIELD AND KANE COUNTIES NEIGHBORING THE NATIONAL MONUMENT EXPERIENCED STRONG GROWTH SINCE ITS DESIGNATION IN 1996.

THE INCREASES IN POPULATION, JOBS, PERSONAL INCOME, AND PER CAPITA INCOME MIRROR OTHER WESTERN COUNTIES WITH NATIONAL MONUMENTS OR OTHER PROTECTED LANDS.

#### METHODOLOGY

This fact sheet is part of a series that assesses the economic performance of local communities that are adjacent to national monuments. The series examines national monuments in the eleven western continental states that are larger than 10,000 acres and were created in 1982 or later.

#### FOR MORE INFORMATION

Contact Ray Rasker, Ph.D.  
Headwaters Economics  
ray@headwaterseconomics.org  
406-570-7044  
Series: [The Economic Importance of National Monuments to Local Communities](#)

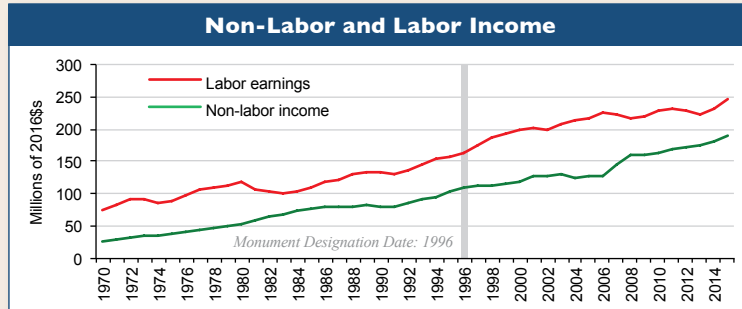
## NON-LABOR INCOME GROWS FASTEST

One of the largest and fastest growing sources of new personal income in the Grand Staircase-Escalante Region is non-labor income, which is made up of investment income such as dividends, interest and rent, and government transfer payments such as Social Security and Medicare.

For people with investment income and many retirees, protected public lands and recreation provide important aspects of a high quality of life. Non-labor income already represents more than a third of all personal income in the West—and will grow as the Baby Boomer generation retires.<sup>7</sup>

#### From 2001 to 2015, in the Grand Staircase-Escalante Region:

- Non-Labor income grew from \$127 million to \$189 million, a 49% increase
- As a result, in 2015 non-labor income made up 44% of total personal income



## TRADITIONAL JOBS HOLD STEADY

Long before the monument's creation, commodity industries (agriculture, mining, timber) were becoming a smaller share of the overall economy in the Grand Staircase-Escalante Region. These industries remain part of the region's economy today.

#### In 2015, in the Grand Staircase-Escalante Region:

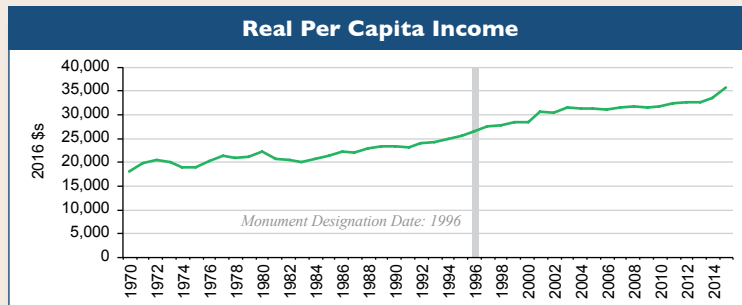
- Agriculture accounted for 6% of total employment
- Mining accounted for 0.4% of total private employment
- Timber accounted for 0.2% of total private employment

## PROSPERITY ON THE RISE

As the economy has grown since designation of the Grand Staircase-Escalante National Monument, per capita income has risen as well. This indicates growing prosperity in the region.

#### From 2001 to 2015, in the Grand Staircase-Escalante Region:

- Real per capita income grew from \$30,687 to \$35,812, a 17% increase



1 Headwaters Economics. [The Value of Public Lands](#); Lorah, P. and R. Southwick. 2003. Environmental Protection, Population Change, and Economic Development in the Rural Western United States. *Population and Environment* 24(3): 255-272; McGranahan, D.A. 1999. Natural Amenities Drive Rural Population Change. ERS, Agric. Econ. Rep. No. 781. USDA: Washington, DC; Haas, W.H. and W.J. Serow. 2002. The Baby Boom, Amenity Retirement Migration, and Retirement Communities: Will the Golden Age of Retirement Continue? *Research on Aging* 24(1): 150-164.

2 Rasker, R., P.H. Gude, and M. Delorey. 2013. The Effect of Protected Federal Lands on Economic Prosperity in the Non-Metropolitan West. *Journal of Regional Analysis and Policy* 43(2): 110-122.

3 Deller, S.C., T.H. Tsai, D.W. Macrouiller, and D.B.K. English. 2001. The Role of Amenities and Quality of Life in Rural Economic Growth. *American Journal of Agricultural Economics* 83(2): 352-365.

4 All economic data come from U.S. Department of Commerce. 2016. Bureau of Economic Analysis, *Regional Economic Accounts*, Washington, DC; U.S. Department of Commerce. 2017. Census Bureau, *County Business Patterns*, Washington, DC.

5 The U.S. Department of Commerce changed the way it classifies industries between 2000 and 2001. To show a continuous timeline for services and non-services employment, we subtracted non-services jobs from total private employment to derive services jobs.

6 Outdoor Industry Association. 2012. [The Outdoor Recreation Economy](#).

7 Headwaters Economics, [Non-Labor Income: Large and Growing in Importance Across the West](#); Frey, W.H. 2006. America's Regional Demographics in the '00s Decade: The Role of Seniors, Boomers, and New Minorities. Washington, DC: The Brookings Institution.